

# WINIA

MANUAL DE SERVICIO Y DESPIECE

FRIGORÍFICO  
WFRB30WP



MAKE IT EASY

**WINIA**

# **Service manual**

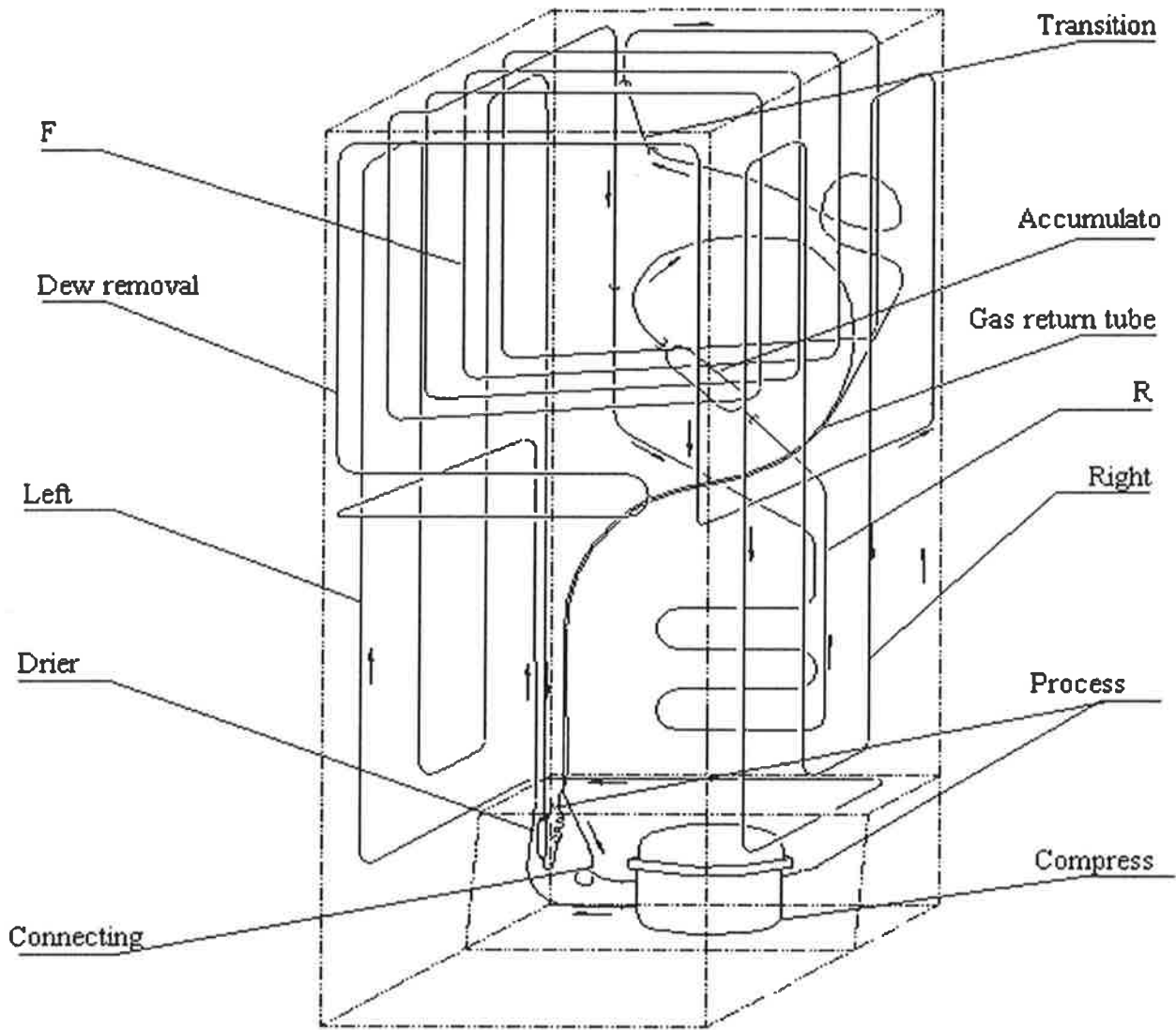
## **55CM Freezer Fridge**

**Modelo: WFRB30WP**

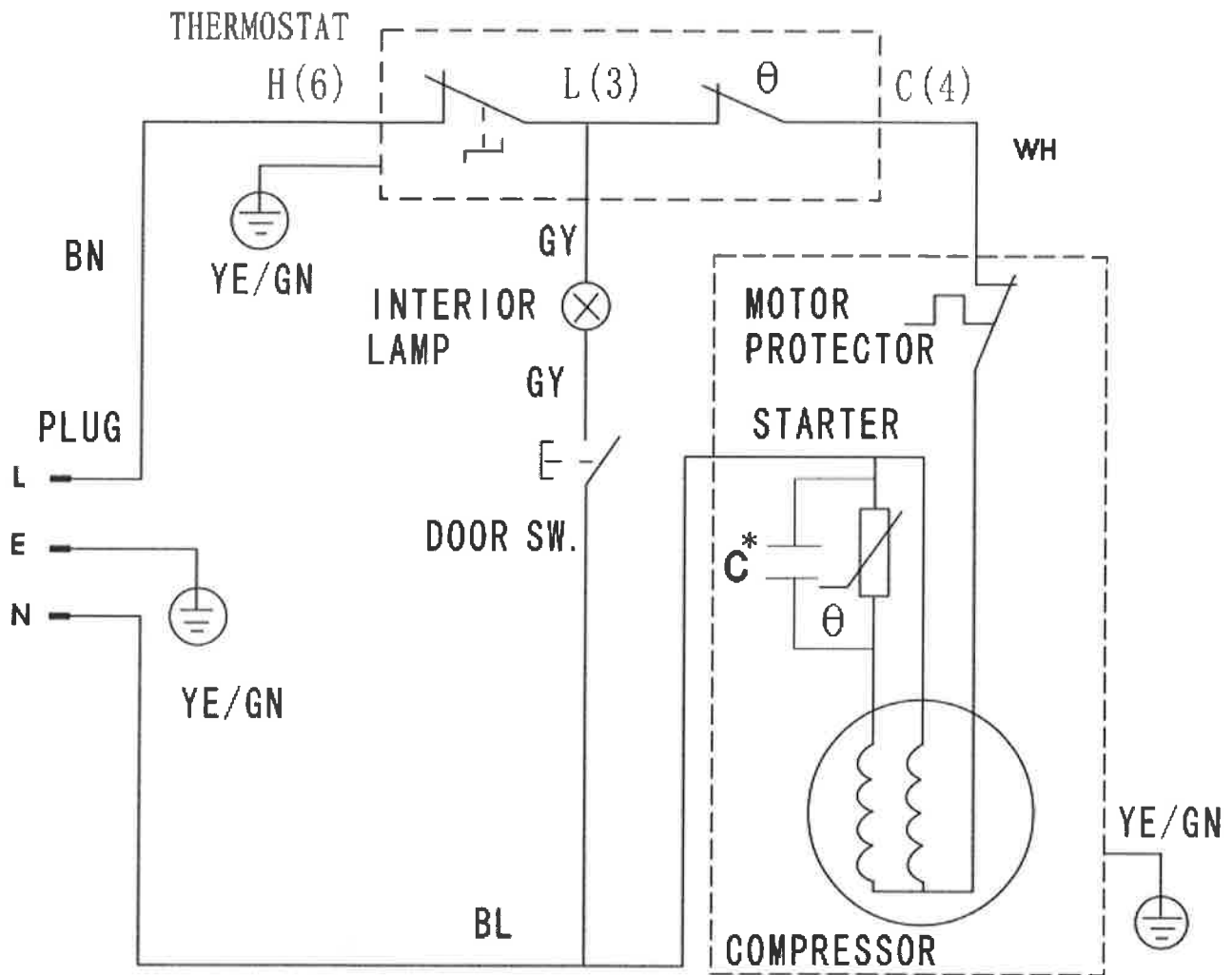
### **Contents**

- 1      **Cover**
- 2      **The cooling system**
- 3      **The electrical diagram**
- 4      **Trouble shooting guide**
- 5      **Exploded view**
- 6      **Parts list**

# The cooling system



## The electrical diagram



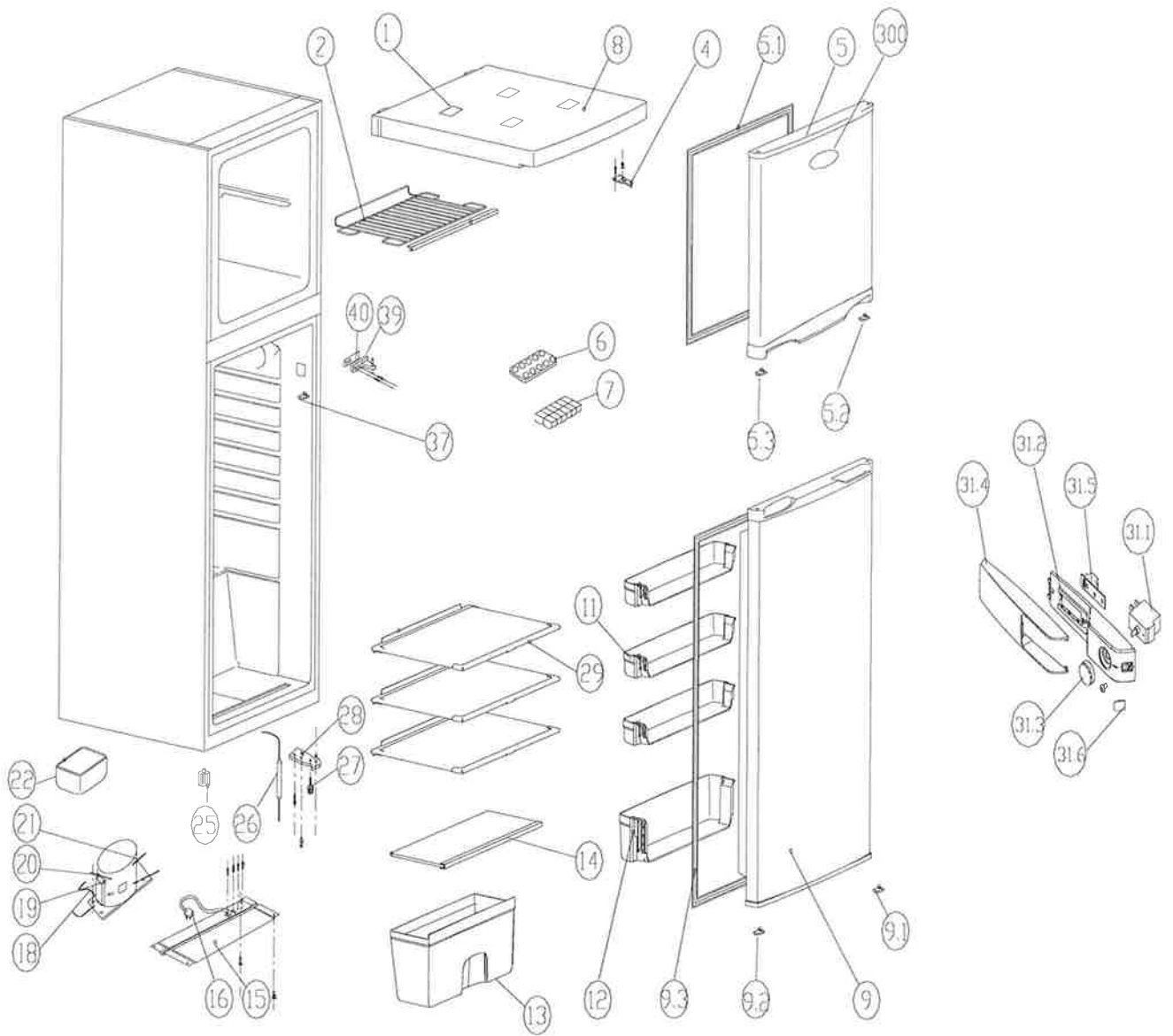
C\*: The capacitor is optional according to different compressor model

## Trouble shooting guide

No	Problem	Possible Cause	What To Do
1	The refrigerator does not get cold at all.	Not plugged in.	Plug in
		Is the circuit breaker tripped or blown fuse?	Put on the home circuit breaker or change the new fuse.
		Is the refrigerator temperature control setted at "off"?	Set the temperature control knob at "4".
2	The refrigerator does not get cold enough.	Is the refrigerator control dialed set to correct location?	Set it to a colder temperature.
		Is the refrigerator placed in direct sunlight or closely a heat source?	Move the refrigerator to proper location.
		Is the door closed completely?	Close the door completely.
		Is the door opened too frequently or too long?	Open the door less often,
		Does the door gasket seal properly?	Make the gasket sealing properly.
		Is the refrigerator overloaded?	Load less food into it.
3	The food in the refrigerator is frozen	Is the refrigerator control dialed set to correct location?	Set it to a warmer temperature.
		Is the ambient temperature too low?	
4	Two sides of the cabinet are hot: condensation occurs.	Hot-pipe is installed in two sides of refrigerator. That makes refrigerator's temperture lowquckly and save the power consumption	Normal state.
		Condensation can occur when you leave the door open for a long time.	Normal state.
5	Vibrations	The refrigerator is not level and firm.	Place the refrigerator in a level location.
6	The refrigerator is noisy.	Water bubbling comes from the refrigerant circulating of the refrigerator.	Normal state.
		Contraction and expansion of the insulation inside the walls may cause popping and cracking.	Normal state.
		Is the refrigerator unstable or touching the wall?	Keep the refrigerator leaving the wall.
		Is the refrigerator not level?	Adjust the refrigerator leveling.
7	The door can not close properly.	Were the doors not properly installed?	Assure the doors installed properly.
		Is the door gasket dirty and distortion?	Cleaning and flatting the door gasket.
8	The lamp does not work.	Has the home circuit breaker or fuse tripped?	Put on the home circuit breaker or change the new fuse.
		Is the refrigerator's door close completely?	Assure the door close completely.

9	Operating for all long time.	Is the ambient temperature too high?	
		Is the temperature controller in freezer chamber or in refrigerator chamber is set at "strong" position	Sets it at a right position.
		Too much food is loaded into the refrigerator and insufficient spaces for airflow.	Load less food into the refrigerator.
		The door were not closed completely or the gasket not sealing enough.	Close the doors completely or make the gasket sealing enough.
		Open the door too frequently.	Decrease the open-door times.

# Despiece



POSICIÓN	CÓDIGO	NOMBRE	DESCRIPCIÓN
2	20120020060	Bandeja congelador	Shelves of freezer chamber WFRB36WP/WFRB30
4	2301400017	Bisagra superior derecha	Upper door hinge,right WFRB36WP/WFRB30WP
5	20101060347	Puerta congelador	Upper door WFRB30WP
5.1	3020400032	Burlete congelador	Upper door gasket WFRB30WP
5.2	20122090004	Tope derecho puerta	Right limit block,upper door WFRB30WP
5.3	20122090010	Tope izquierdo puerta	Left limit block,upper door WFRB30WP
6	20122990140	Huevera	Egg tray WFRB36WP/WFRB30WP
7	20122990103	Cubitera	Ice cube tray WFRB36WP/WFRB30WP
8	20122020369	Encimera	Top cover WFRB36WP/WFRB30WP
9	2100330009	Puerta frigorífico	Lower door WFRB30WP
9.1	20122090159	Tope derecho puerta	Right aid-closer,lower door WFRB30WP
9.2	20122090176	Tope izquierdo puerta	Left aid-closer,lower door WFRB30WP
9.3	3020400035	Burlete frigorífico	Lower door gasket WFRB30WP
11	20122050167	Botellero superior y medio	Door rack,middle upper WFRB36WP/WFRB30WP
12	20122050239	Botellero inferior grande	Door rack,lower WFRB36WP/WFRB30WP
13	2207400525	Cajón verduras	Crisper drawer WFRB30WP
14	2106120183	Bandeja cajón verduras	Cover of crisper drawer WFRB36WP/WFRB30WP
16	3050100083	Cable red	Power supply cord plug WFRB30WP
19	2400100133	Compresor	Compressor WFRB30WP
22	20122990440	Bandeja desagüe	Drain pan WFRB36WP/WFRB30WP
25	20122990023	Pata trasera fija	Long leg WFRB36WP/WFRB30WP
27	20122990016	Pata ajustable	Long adjust leg WFRB36WP/WFRB30WP
28	3031400067	Bisagra inferior	Lower door hinge WFRB36WP/WFRB30W
29	2106100187	Bandeja frigorífico	Shelf of refrigerator chamber WFRB36WP
31.1	3040200022	Termostato	Thermostat WFRB30WP
31.2	2208100196	Tapa termostato	Thermostat cover WFRB30WP
31.3	2207100008	Mando termostato	Thermostat Knob WFRB30WP
31.4	2208300021	Embellecedor lámpara	Lampshade WFRB30WP
31.5	2500900002	Lámpara led	Led light assembly WFRB30WP
37	2501100002	Interruptor puerta	Door switch WRN-BH360 WFRB30WP
39	3031400116	Bisagra intermedia	Middle door hinge WFRB30WP/WFRB36WP
300	2700501059	Logo marca WINIA	Trademark WINIA
	GAS134	Carga de gas	Charge of gas